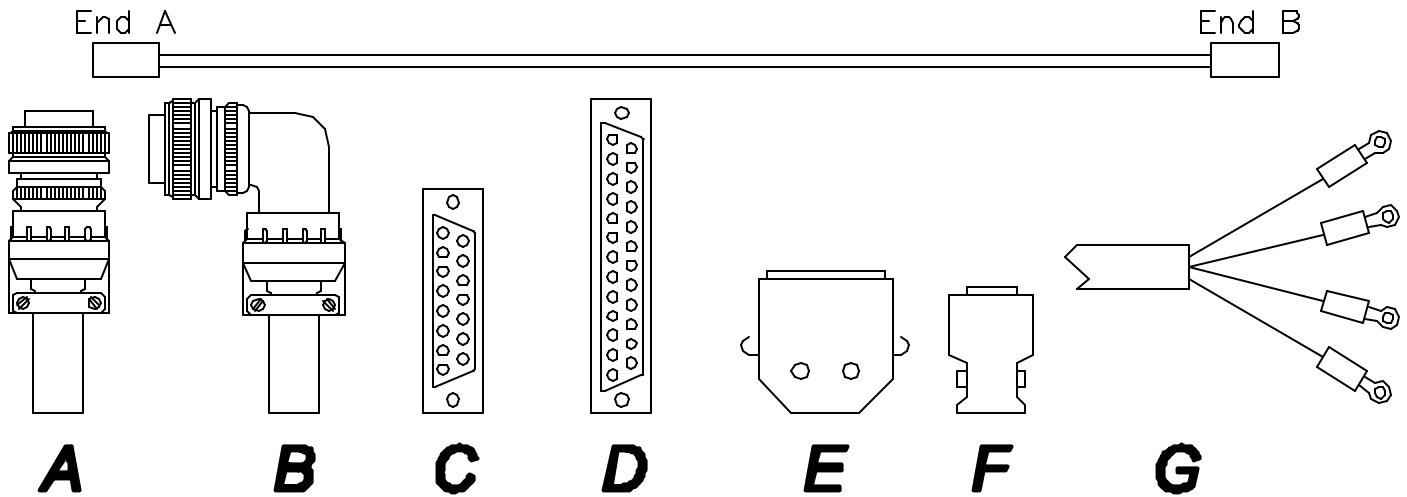


fanuccables.com

Machine Tool Services, Inc. - P.O. Box 2086 - Mesa, AZ 85214
 Phone : 480-985-1941 FAX : 480-985-1949
 E-Mail : sales@fanuccables.com

Servo Cable Worksheet

Please fill out the information below to assist us in your cable needs.



Cable Description(Feedback/Power) _____

Motor P/N : _____ Drive P/N: _____

Control Type (0,6,10,11 etc.) _____

Cable Length: _____ ft. Flexible Conduit: Y / N Length _____ ft End A or B

Cable End A from: _____

Connector Type : A B C D E F G Other _____

Number of Pins _____

Male / Female _____

Cable End B to: _____

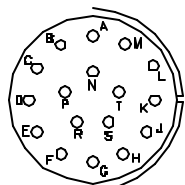
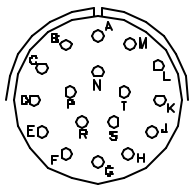
Connector Type : A B C D E F G Other _____

Number of Pins _____

Male / Female _____

FEEDBACK CABLES ONLY

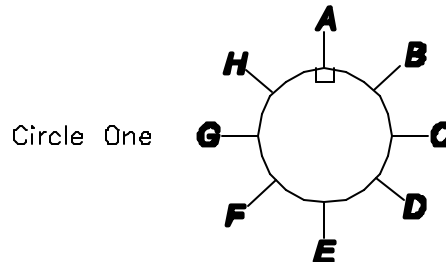
Motor Connector Orientation
 Indexed on A Pin Indexed on K Pin



Check One

Cable Orientation

Angle connectors only
 Looking at the face of the connector
 with the notch on top, which direction
 does the cable exit the connector?



Circle One